



**MINNEAPOLIS**  
COMMUNITY & TECHNICAL  
**COLLEGE™**

# Finding StudyBuddies with Navigate

From minneapolis.edu, click Students

The screenshot shows the top navigation bar of the Minneapolis Community & Technical College website. The header is purple with the college logo and name on the left. On the right, there is a navigation menu with links for 'About', 'Alumni & Friends', 'Contact', 'Directory', and 'Students'. An orange arrow points to the 'Students' link. Below the navigation bar is a secondary menu with links for 'Admissions', 'Academics', 'Student Life', 'Cost & Aid', 'Continuing Education', and 'Student Services'. A yellow banner below the menu contains the text: 'Classes will resume on Monday March 30 through alternative delivery formats. COVID-19 Information and Resources for Learning Online'. The main content area features the headline 'We're Here to Get You There' in purple, followed by the tagline 'Flexible. Personal. Affordable.' and a URL 'https://www.minneapolis.edu/current-students'.

Select NAVIGATE

The screenshot shows the 'Current Students' page on the Minneapolis Navigate website. The page has a white background with a green navigation bar. At the top, there is a breadcrumb trail 'Home » Current Students'. The main heading is 'Current Students' in purple, with the subtext 'Personalized support to help you succeed'. Below this is a green navigation bar with links for 'NAVIGATE', 'D2L', 'ESERVICES', 'EMAIL', 'CAMPUS CARD', and 'CANCELLED CLASSES'. An orange arrow points to the 'NAVIGATE' link. Below the navigation bar is a section titled 'Student News' with a horizontal carousel of four images. The first image shows a man in a light blue shirt. The second image is a graphic with the text 'How to Access the Online Financial Aid Drop Box'. The third image shows a woman with blonde hair. The fourth image shows a group of people in front of a large archway. The URL 'https://minneapolis.navigate.eab.com' is visible at the bottom left.

Select Login with your school account.

Welcome to Minneapolis College

- Complete your degree in a way that best fits your life.
- Find a major for school that fits your interests and talents.
- Select courses that fit your schedule and preferences.
- Stay on track to achieve your goal, from day 1 through graduation.
- Always know what you need to do and when you need to do it.

[EAB Home](#) [Privacy Policy](#) [Terms of Use](#)

© 2020 EAB

Enter your StarID and Password and click Sign on.

MINNESOTA STATE

### Sign on with your StarID

StarID

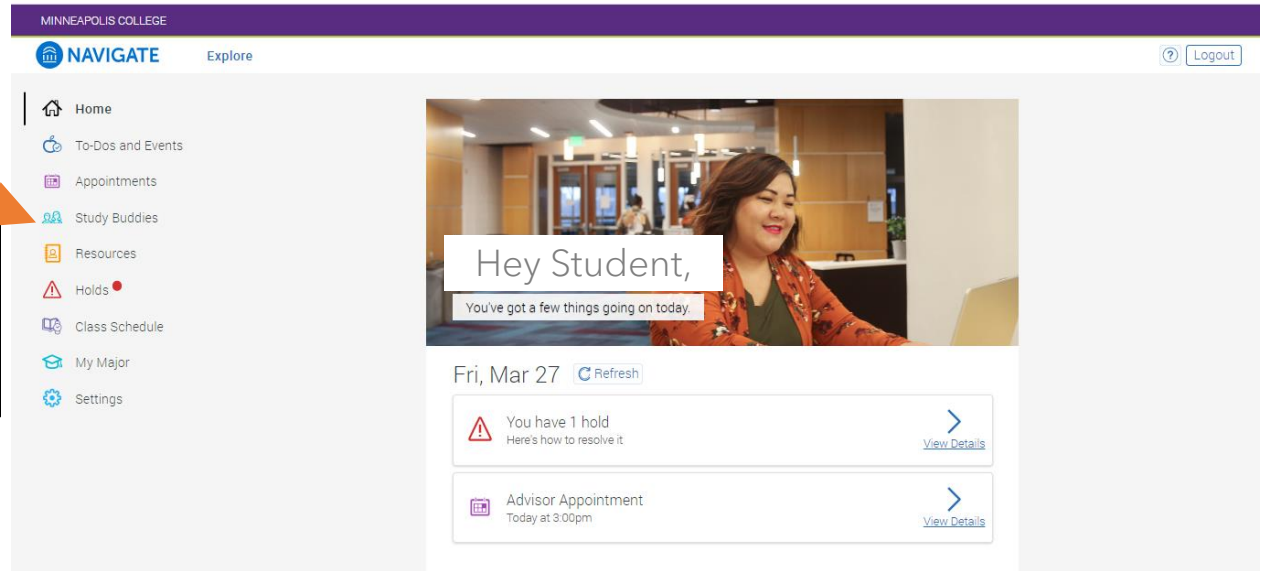
Password

Sign on

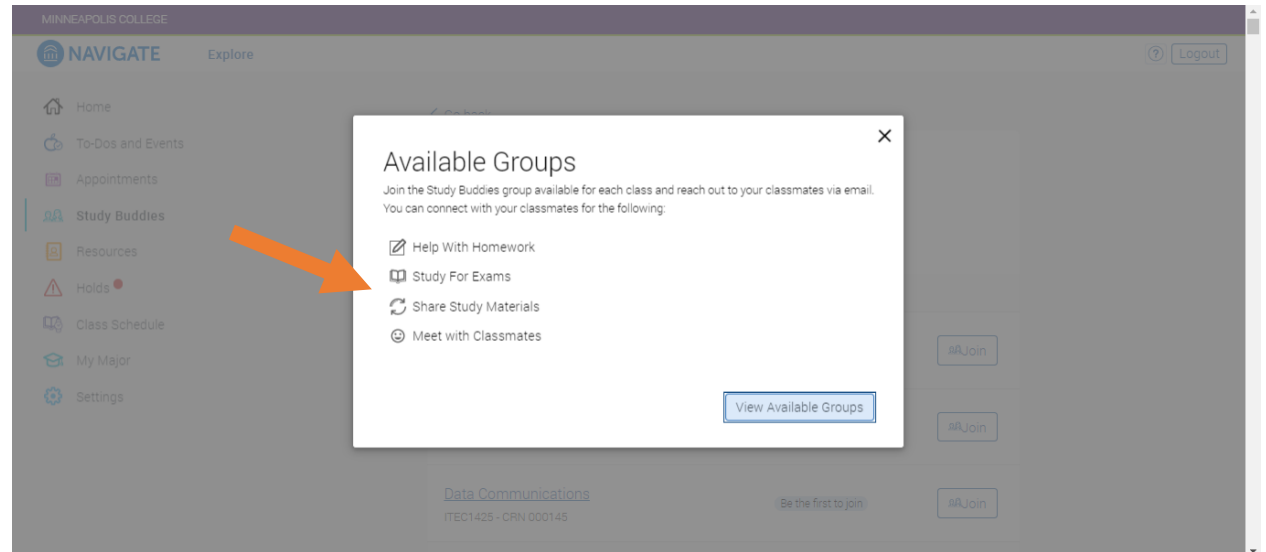
[Reset password](#)

From the left menu, select Study Buddies.

If using the App, look for the Study Buddies icon.



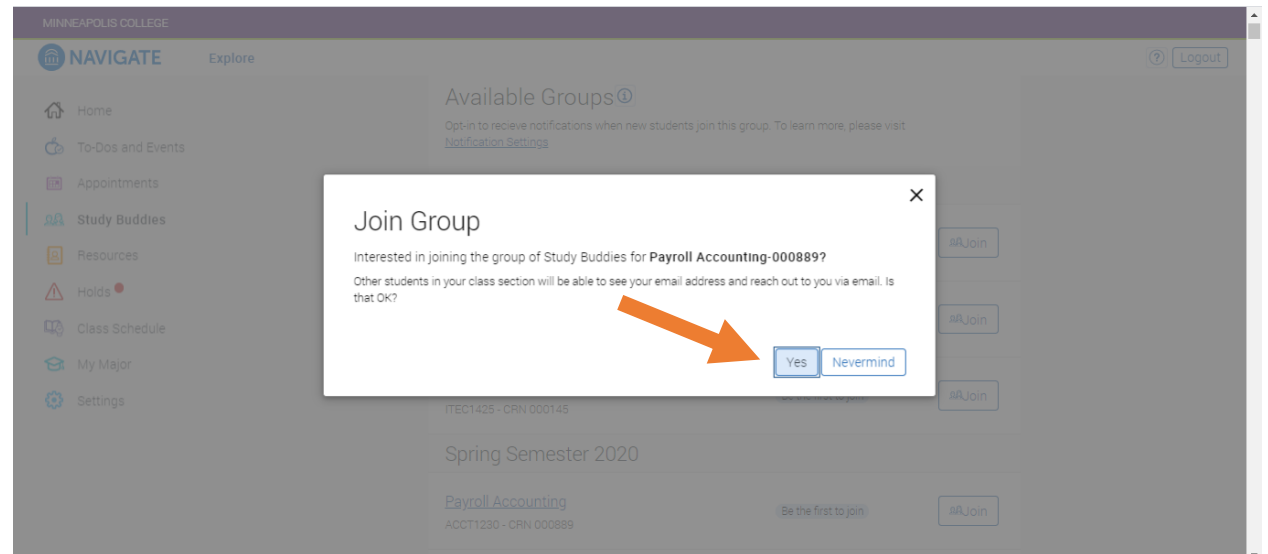
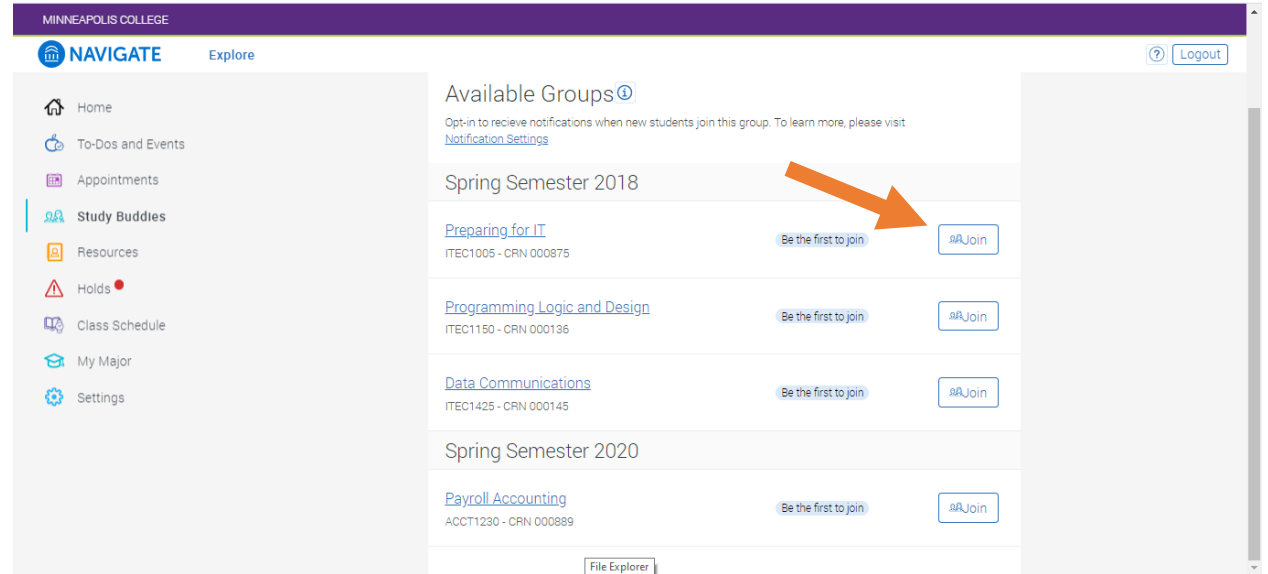
Click View Available Groups.



Select the class for which you'd like a Study Buddy.

If no students are currently registered for Study Buddies, Navigate invites you to be the first to join, and will send you notifications when others join.

Confirm your selection.



Check the Study Buddies menu anytime you'd like an update.

The screenshot shows the 'NAVIGATE' interface for Minneapolis College. On the left is a navigation menu with options: Home, To-Dos and Events, Appointments, Study Buddies (highlighted), Resources, Holds, Class Schedule, My Major, and Settings. The main content area is titled 'Available Groups' and lists several groups under 'Spring Semester 2018' and 'Spring Semester 2020'. The groups listed are: 'Preparing for IT' (ITEC1005 - CRN 000875), 'Programming Logic and Design' (ITEC1150 - CRN 000136), 'Data Communications' (ITEC1425 - CRN 000145), and 'Payroll Accounting' (ACCT1230 - CRN 000889). The 'Payroll Accounting' group is marked as 'Joined' and 'Waiting for buddies'. An orange arrow points from the 'Study Buddies' menu item to the 'Payroll Accounting' group entry.

If you'd like to leave a group, click on the class and then select Leave Group.

The screenshot shows the 'Payroll Accounting Study Buddies' group page. The navigation menu on the left is the same as in the previous screenshot. The main content area has a title 'Payroll Accounting Study Buddies' and a message: 'You're the first one to join the group. Once more people join, you'll be able to email them.' Below this is a form with a 'Student Name' input field and a 'Leave Group' button. An orange arrow points from the 'Leave Group' button to the 'Study Buddies' menu item in the navigation menu. Below the form, it says 'Buddies' and 'No Buddies joined yet.'

# Thank You



**MINNEAPOLIS**  
COMMUNITY & TECHNICAL  
**COLLEGE**™

A Member of  
Minnesota State